



LODDON MALLEE TEMPORARY FOOD PREMISES GUIDELINES



CONTENTS

1. Introduction	3
2. Do I have a temporary or mobile food premises?	3
3. How do I register?	4
Statement of trade	4
4. Risk classification	5
5. Additional Food Act registration requirements	6
5.1 Food safety program	6
5.2 Food Safety supervisor requirements	6
5.3 Minimum records	6
5.4 Food training for employees	6
6. Guidelines for Stall Construction	7
6.1 Adequate space	7
6.2 Floor, walls and roof	7
6.3 Food preparation / service areas	7
6.4 Cooking equipment	7
6.5 Refrigeration	7
6.6 Water supply	7
7. Guidelines for washing facilities	7
7.1 Hand washing facilities	7
7.2 Hand sanitiser	7
7.3 Equipment washing facilities	7
7.4 Guidelines for waste management	7
7.5 Wastewater	7
8. Operational requirements	8
8.1 Protection and handling of food	8
8.2 Taste testing	8
8.3 Food display	8
8.4 Food suppliers	8
8.5 Food transportation	8
8.6 Food storage	8
8.7 Food labelling	9
8.8 Thermometers and temperature control	9
9. 2/4 hour rule	10
10. Food safety records	10
11. Artists impression – set up of a temporary food stall	11
12. Artists impression – operation of a temporary food stall	12
13. Food handler health and hygiene	13
14. Cleaning and sanitising	14
15. Temporary food premises set up checklist	15
Further information	16





1. INTRODUCTION

These guidelines are designed to improve consistency in the operation, assessment and approval of temporary food premises across the Loddon Mallee region of Victoria. They are designed to be used by both operators and local councils and outline the general requirements for the construction and operation of temporary food premises, as well as the health and hygiene standards of food handlers.

For further information, please contact the Environmental Health Officer at your local council.

2. DO I HAVE A TEMPORARY OR MOBILE FOOD PREMISES?

Mobile food premises are vehicles such as vans, trailers or carts from which food is sold.

Temporary food premises are:

- A stall, tent or other structure that is not permanently fixed to a site, and from which food is sold or handled for sale, such as at a market or festival; or
- A permanent structure that is:
 - not owned or leased by the food handlers using it; and
 - from which food is sold or handled for sale on an occasional basis only

If the temporary set up is not in a fixed kitchen, special care must be taken to keep food safe. This involves protecting the food from sunlight, dust, insects and contamination by customers.



3. HOW DO I REGISTER?

In Victoria, all temporary and mobile food premises apply for registration using an online state-wide registration and notification scheme called Streatrader (<https://streatrader.health.vic.gov.au>).

All you need to do is create an account and log in, once you have done this the registration forms will be made available for you to fill in.

Streatrader is for everyone, including temporary food premises and mobile food premises from interstate. If you are from interstate, Streatrader will send your application to the council that covers the location where you will first trade in Victoria.

Once you have completed the form, the Streatrader system will lodge it automatically to the council it has determined to be your principal council for review and approval.

During this time you may receive a phone call from this council to discuss your application. Depending on your activities, the council may also undertake an inspection of your proposed set up. Once the council is satisfied with your application, you will receive an email notifying you of your successful application.

It is important to note that your temporary food premises may be inspected at any time by the council. This means you may be inspected many times throughout the year.

If your business or community group is planning on only operating once, you can apply via Streatrader for a short term registration. This registration will expire at the conclusion of the event that you are attending.

3.1 Statement of trade

Streatrader is broken into two separate systems, registration/notification and statements of trade. Once you have applied for registration and it has been granted by your principal council, your next step will be to lodge a statement of trade.

A statement of trade is an online form that lets the relevant council know when and where you will be operating your temporary and mobile food premises in its district.

Your statement of trade should be lodged via Streatrader at least five days before you plan to operate.

Please note that submitting a statement of trade to the Council that you will be trading in does not replace the need to obtain a local laws permit. You should speak with the Council to determine if you also require a local laws or other permit to trade in your intended location.

4. RISK CLASSIFICATION

In Victoria, there is a risk-based classification system for food premises. In relation to temporary and mobile food premises this includes Class 2, Class 3 and Class 4 premises. This classification system ensures that the regulatory requirements are matched appropriately to the level of food safety risk undertaken at the respective premises. When entering your food handling activities into Streatrader, the system will automatically select your classification for you.

If you are still unsure about your classification or how to use Streatrader, please contact your local council's Environmental Health Department.

Definitions

Potentially hazardous foods – means food that has to be kept at certain temperatures to minimise the growth of any pathogenic micro-organisms that may be present, or to prevent the formation of toxins in the food. For example:

- raw and cooked meat (including poultry and game) or foods containing raw or cooked meat such as casseroles, curries and lasagne
- smallgoods such as strasburg, ham and chicken loaf
- dairy products, e.g. custard and dairy-based desserts such as cheesecakes and custard tarts, but does not include pasteurised milk and ice cream manufactured from pasteurised milk
- seafood (excluding live seafood), such as seafood salad, patties, fish balls, stews containing seafood and fish stock
- processed fruits and vegetables such as fruit salads, fruit juices
- cooked rice and pasta
- foods containing eggs, beans, or other protein-rich foods such as quiche, fresh pasta and soy bean products
- foods such as sandwiches, rolls and cooked and uncooked pizza that contain the foods listed above

Low risk foods – means food that is unlikely to contain pathogenic micro-organisms and will not normally support their growth due to food characteristics. For example:

- grains
- cereals
- carbonated beverages
- jams, dried fruits
- pasteurised milk
- ice cream manufactured from pasteurised or heat-treated milk
- pasteurised or heat treated soy milk
- cut fruit or vegetables (that are not subject to any further processing)

Class 2

These are food businesses that handle any unpackaged, potentially hazardous foods that need correct temperature control during the food handling process - including cooking and storage to keep them safe.

Class 3

Class 3 food premises are those whose main activities involve the sale of foods not commonly associated with food poisoning. One or more of the following food handling activities occurs:

- The handling of unpackaged low risk food
- The sale of pre-packaged potentially hazardous food
- The sale of eggs
- Offering members of the public a free sample of a potentially hazardous food for immediate consumption if:
 - i. That food is, or will be, available for sale at the premises in a packaged form
 - ii. The sample is offered for no more than 4 hours
- The sale of ready-to-eat, potentially hazardous food by a community group if:
 - i. All of the food is cooked on site with the intention of being served immediately
 - ii. The majority of persons involved in the handling of the food are volunteers
 - iii. This activity takes place at the premises for a maximum of two consecutive days at any one time

However this excludes food premises where the only handling of food is of a kind that renders the premises a Class 4 food premises.

Class 4

A food premises where food handling activities pose a low risk to public health. They include:

- The sale to members of the public of:
 - i. Pre-packaged low risk food
 - ii. Sausages that are cooked and served immediately, with or without onions cooked at the same time, and bread and sauce - when cooked and sold at a temporary food premises or by a non-profit body
 - iii. Packaged or covered cakes (other than cakes with a cream filling) at a temporary premises by a community group
 - iv. Biscuits, tea or coffee (with or without milk or soymilk) at a temporary premises by a community group
 - v. Of whole (uncut) fruit or vegetables
- A wine tasting for members of the public, which may include the serving of cheese or low risk food that has been prepared and is ready to eat.

5. ADDITIONAL FOOD ACT REGISTRATION REQUIREMENTS

Depending on your classification, there may be additional requirements for registration under the Food Act 1984.

Table 1 (below) indicates which classifications require a food safety program, food safety supervisor and keeping of minimum records.

5.1 Food safety program

Class 2 food businesses are required to have a food safety program to assist them in the operational procedures associated with food safety. These food premises must have a copy (either hard copy or electronic copy) of their food safety program on site for assessment. It is an offence not to have a food safety program available upon request.

Where can I get a food safety program?

- You can download the Department of Health and Human Service's *Food safety program template for class 2 retail and food service businesses* (No.1, Version 3) from <https://www2.health.vic.gov.au/public-health/food-safety/food-businesses/food-safety-program/food-safety-program-templates/food-safety-program-template-class-2>
- You can create a food safety program using FoodSmart at <http://foodsmart.vic.gov.au/FoodSmartWeb>
- Community Groups can choose to use FoodSmart to develop their food safety program, or use the *Community group temporary and mobile food premises template – class 2*, which can be downloaded from <https://www2.health.vic.gov.au/public-health/food-safety/food-safety-information-for-community-groups/community-group-food-fundraisers/food-safety-template-community-and-mobile-premises>

5.2 Food safety supervisor requirements

Class 2 premises must have a qualified food safety supervisor within their business unless you are exempt as per **Table 1** (below). A food safety supervisor is a person within your food establishment who:

- Knows how to recognise, prevent and alleviate the hazards associated with the handling of food at, or from, that premises
- Has met an appropriate food safety competency standard for the premises
- Has the ability and the authority to supervise other people handling food at, or from, the premises and ensure that handling is done safely

5.3 Minimum records

Class 3 premises are required to keep minimum records to demonstrate compliance with some essential food safety practices.

Where can I get a copy of the minimum records?

- You can download a copy of the *Food safety guide for food business – class 3*, which contains a copy of the minimum records from <https://www2.health.vic.gov.au/about/publications/policiesandguidelines/Food-safety-guide-for-food-businesses---Class-3>
- Community groups can download a copy of the *Food safety guide for community groups – class 3*, from <https://www2.health.vic.gov.au/about/publications/policiesandguidelines/Food-safety-guide-for-community-groups---class-3-October-2011>

5.4 Food training for employees

Proprietors of a food business must ensure that all staff undertaking or supervising food handling operations have the skills and knowledge in food safety and food hygiene for the work they do.

The Department of Health and Human Services has created an on-line food training course that can be used to teach staff about food safety. To undertake the free course, please visit <http://dofoodsafely.health.vic.gov.au>. It is important to note that this course is not an accredited training program.

Table 1

Class	Food safety program		Food safety supervisor		Minimum records	
	Business	Community group	Business	Community group	Business	Community group
Class 2	Yes	Yes	Yes	No*	Yes	No
Class 3	No	No	No	No	Yes	Yes
Class 4	No	No	No	No	No	No

* A community group will not require a Food Safety Supervisor if it sells ready-to-eat, potentially hazardous food at an event and only operates for two consecutive days or less at any one event; and the majority of persons involved in the handling of the food are volunteers.

6. GUIDELINES FOR STALL CONSTRUCTION

6.1 Adequate space

To prevent food and food contact surfaces becoming contaminated, ensure there is adequate space within your temporary stall for all activities to be conducted on site. This includes space for all equipment, food storage, preparation, cleaning etc.

6.2 Floor, walls and roof

Your temporary set up should have three sides and a roof designed to protect from potential physical contamination such as dust and pests. Stalls must be constructed of a smooth, impervious material that can be easily cleaned.

Some outside stalls may not need side walls, but they must:

- Have a roof
- Be located in an area protected from dust, fumes, etc.
- Have adequate protection of food (e.g. sneeze protectors)

Roofing may not be required where:

- Adequate roofing is provided when located within an existing structure
- All food product is pre-packaged (including no taste testing)

Your temporary set up should have a smooth impervious floor that can easily be cleaned, particularly if the ground is unsealed and/or there are unfavourable weather conditions (e.g. dust or mud).

Flooring may not be required where:

- Council is satisfied there is no risk to food safety (generally setting up on grass or concrete is acceptable)

6.3 Food preparation/service areas

Benches or tables should have smooth surfaces that can easily be cleaned and are free from cracks and crevices.

6.4 Cooking equipment

Cooking equipment must be adequate for the production of safe and suitable food. It must be located in a position that protects the food from contamination. Preparation of ingredients/food should be carried out in a location that will protect against flies/pests, dust, rain etc.

6.5 Refrigeration

Where a high volume of food is being sold or there is an event of long duration, it is recommended that a refrigerator or mobile coolroom be provided on site. In the case of smaller scale operations, eskies with ice/ice bricks may be used to ensure food is kept at or below 5°C.

6.6 Water supply

Ideally all water that is used by a temporary food premises should come from a local authority drinking water supply. This water is regularly tested to ensure that water is safe for consumption.

If you are in an area that is not supplied by a water authority, you must take all reasonable precautions to ensure that the water is safe for human consumption and can therefore be used safely within your temporary premises for cleaning and cooking purposes.

For more information on water supply safety for food preparation visit the Department of Health and Human Services website at <https://www2.health.vic.gov.au/public-health/food-safety/food-businesses/water-supply-safety-for-food-preparation>

7. GUIDELINES FOR WASHING FACILITIES

7.1 Hand washing facilities

Hand washing facilities must be available and clearly designated for the sole purpose of washing hands. Warm running potable (drinking) water must be provided (e.g. urn with a tap or portable hot water service) and be accompanied with liquid soap and single use paper towel.

Waste water should be collected in a container and disposed of into the sewer or appropriate location. Designated hand washing facilities must be located where they can be easily accessed by food handlers at all times. Please refer to the artist's impression on pages 11 & 12.

7.2 Hand sanitiser

Hand sanitiser must not be used as a replacement for hand washing.

- Hand sanitisers may be used in addition to hand washing with liquid soap but not as a replacement. Soap is required to break down fat, grease and dirt, allowing bacteria to be washed off
- Hand sanitisers only kill bacteria on the surface of hands but not under grease and dirt

Premises selling only pre-packaged foods do not require hand washing facilities.

7.3 Equipment washing facilities

If equipment and/or utensils are to be washed onsite, a separate facility to the hand wash basin must be used. There should be two containers or basins of adequate size (generally large enough to fit the largest piece of equipment). Equipment must be washed in hot soapy water then rinsed with a supply of potable water. Please refer to the artist's impression on pages 11 & 12.

Once equipment has been washed, it must be sanitised using a food-grade sanitiser. A food-grade sanitiser must be on site at your temporary stall to use after cleaning equipment, utensils and all food contact surfaces.

If the equipment is to be taken off site to be washed and sanitised, it should be placed in separate containers.

Once all equipment and utensils have been cleaned and sanitised they must be stored in a manner that protects them from contamination (e.g. sealed containers).

7.4 Guidelines for waste management

A covered bin must be provided for disposal of waste in order to keep flies and other pests away. The bin/s must also adequately contain the volume and type of garbage and recyclable matter. All garbage containers should be maintained in good repair and cleaned. Do not clean them in the food preparation area.

Adequate bins should be provided for the public to dispose of used takeaway food containers and other waste. If you are operating at an event, ensure you liaise with event organisers regarding bins around your food stall.

7.5 Wastewater

All wastewater collected from hand washing and equipment washing facilities must be disposed of into a sewer or approved location. If you are unsure, check with the event organiser or water authority for the nearest disposal point. Wastewater must not be disposed of down stormwater drains.

All waste oils, grease and fat deposits must be collected in suitable containers and correctly disposed of.



8. OPERATIONAL REQUIREMENTS

8.1 Protection and handling of food

- Use disposable gloves and utensils such as tongs and spoons to serve ready-to-eat food. It should not be touched with bare hands
- Provide single-use eating and drinking utensils and keep them adequately protected from contamination
- Any self-service foods such as sauces or other condiments should be served in a way that prevents contamination e.g. individual sealed packages or squeeze-type dispensers
- Where practicable, it is good practice to separate duties for staff, such as ensuring one food handler handles money and another prepares food

8.2 Taste testing

- Taste testing must be supervised to manage the risk of contamination from customers
- It is recommended that signage is provided at all taste testing stating “No double dipping, single serve only”
- Provide single-use sampling utensils such as toothpicks or spoons. Store these in clean containers and provide other containers/dishes for their disposal
- High risk food must not be displayed for more than 4 hours (see 2/4 hour rule on page 10)

8.3 Food display

All food on display must be:

- Wrapped or packaged
- Enclosed in a suitable display cabinet
- Protected by a physical barrier such as a sneeze guard
- Located so as not to be openly accessible to the public
- Potentially hazardous food must be displayed under temperature control or 2 /4 hour rule must be implemented

Any beverages provided such as tea, coffee or cordial must be dispensed from an enclosed or lidded receptacle equipped with a tap or spout to prevent contamination.

8.4 Food suppliers

- All foods must be from approved suppliers and, if applicable, recorded in your food safety program
- Where possible and practicable to do so, food could be purchased close to the event to avoid the need for storage and to reduce transportation time

8.5 Food transportation

- All food being transported must be protected from the likelihood of contamination e.g. in food-grade sealed containers
- Potentially hazardous foods must be transported under temperature control e.g. in an esky with ice
- All containers, portable coolers and other equipment used to transport food must be washed and sanitised before and after use
- Ensure raw foods such as meat, are transported in separate containers from ready-to-eat foods such as salads and bread
- Vehicle must be clean
- No animals are permitted in a food transport vehicle

8.6 Food storage

- No food is to be stored directly on the ground
- All food must be stored to prevent contamination e.g. in food grade sealed containers
- Raw and ready-to-eat products must be stored separately to prevent cross contamination e.g. raw meats in one esky and salads in another
- Potentially hazardous food must be stored under temperature control (see over page)



8.7 Food labelling

Community groups should contact the Environmental Health Officer at your local council to discuss the labelling requirements that apply to community groups.

Businesses should:

- Ensure labelling of products complies with Australia New Zealand Food Standards Code
- All food labels must identify the following information:
 - Name and description of the food
 - Identification of the lot number (where applicable)
 - Name and Australian street address of the supplier of food
 - List of ingredients
 - Date mark
 - Country of origin of the food
 - Warning and advisory statements
 - Nutritional claims
 - Nutritional information panel (not applicable for small packages i.e. packages with a total surface area of less than 100cm²)
- Labelling must be legible and prominent so as to be in distinct contrast to the background. Warning statements must be in a type size no less than 1.5mm

8.8 Thermometers and temperature control

Every temporary food premises that sells high risk foods must have a food-grade digital probe thermometer that is readily accessible and accurate to +/- 1 °C.

A probe thermometer must be used to check the internal temperature of food as required.

Probe thermometers must be cleaned and sanitised in between uses.

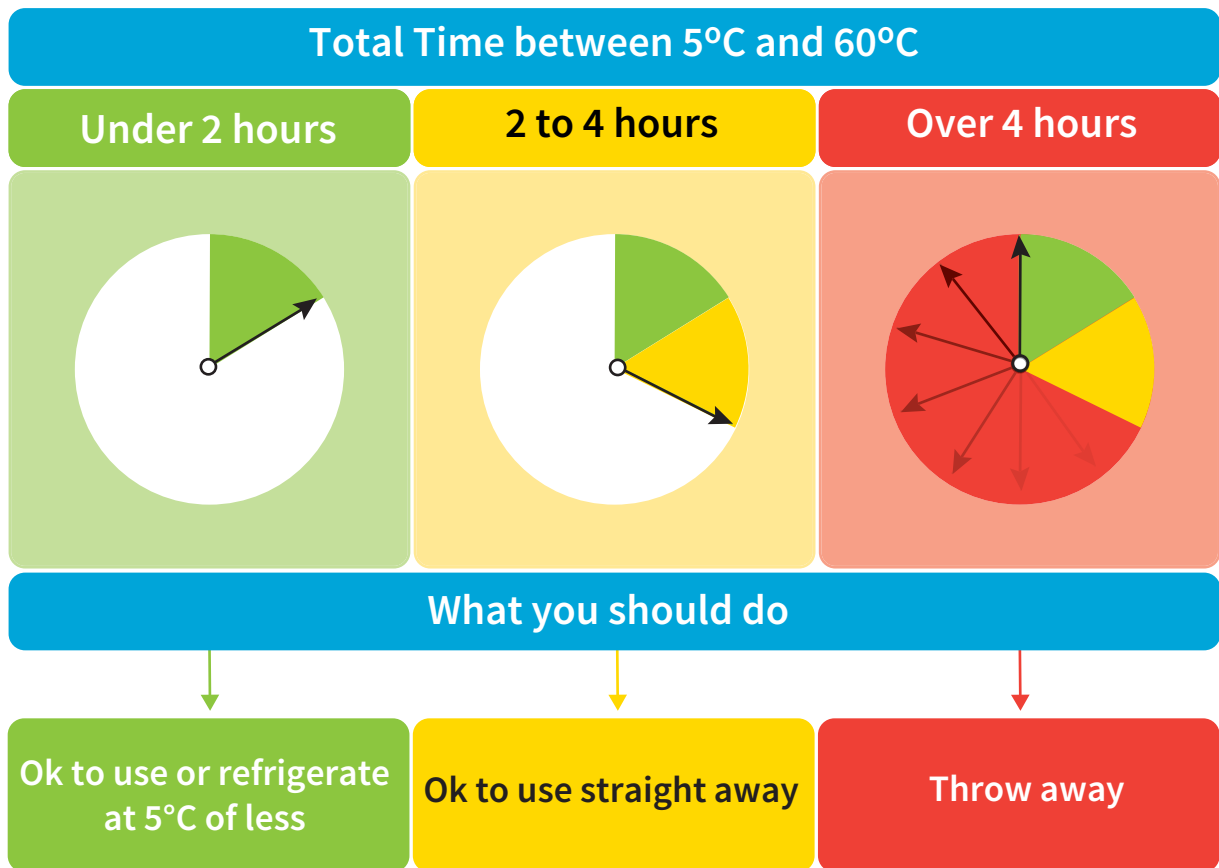
- Cold storage - food must be stored in an esky or portable refrigeration at 5°C or below
- Frozen storage – frozen food should be stored frozen solid at -15°C or below. Frozen foods should be defrosted in coolroom/ esky
- Hot storage - any cooked food that is to be stored hot must be held at a temperature at or above 60°C
- Cooking food
 - Cook foods thoroughly, especially chicken, meats (minced and stuffed), hamburgers and sausages. Pink flesh can be an indication of undercooking
 - Temperatures above 75°C are required to destroy food poisoning bacteria commonly found in meat, poultry and seafood
- Cooling food – when cooling cooked, potentially hazardous foods, cool the food:
 - From 60°C to 21°C in the first two hours
 - From 21°C to ≤5°C within the next four hours
- Reheating food
 - Potentially hazardous food that has been cooked and cooled correctly and is to be served hot, must be heated rapidly to a temperature of 75°C or above (rapidly has not been defined but should not exceed 2 hours)
 - Never reheat food more than once
 - Bain maries and pie warmers should not be used for heating/ reheating food
 - All takeaway food prepared should be served immediately unless there is a suitable food warmer or cold cabinet display

9. 2/4 HOUR RULE

Where possible, limit the time potentially hazardous food (such as meat, poultry, fish and dairy products) are stored at room temperature. However you may use the 2/4 hour rule for displaying high-risk food. This rule uses time to keep food safe when it is in the temperature danger zone between 5°C and 60°C.

10. FOOD SAFETY RECORDS

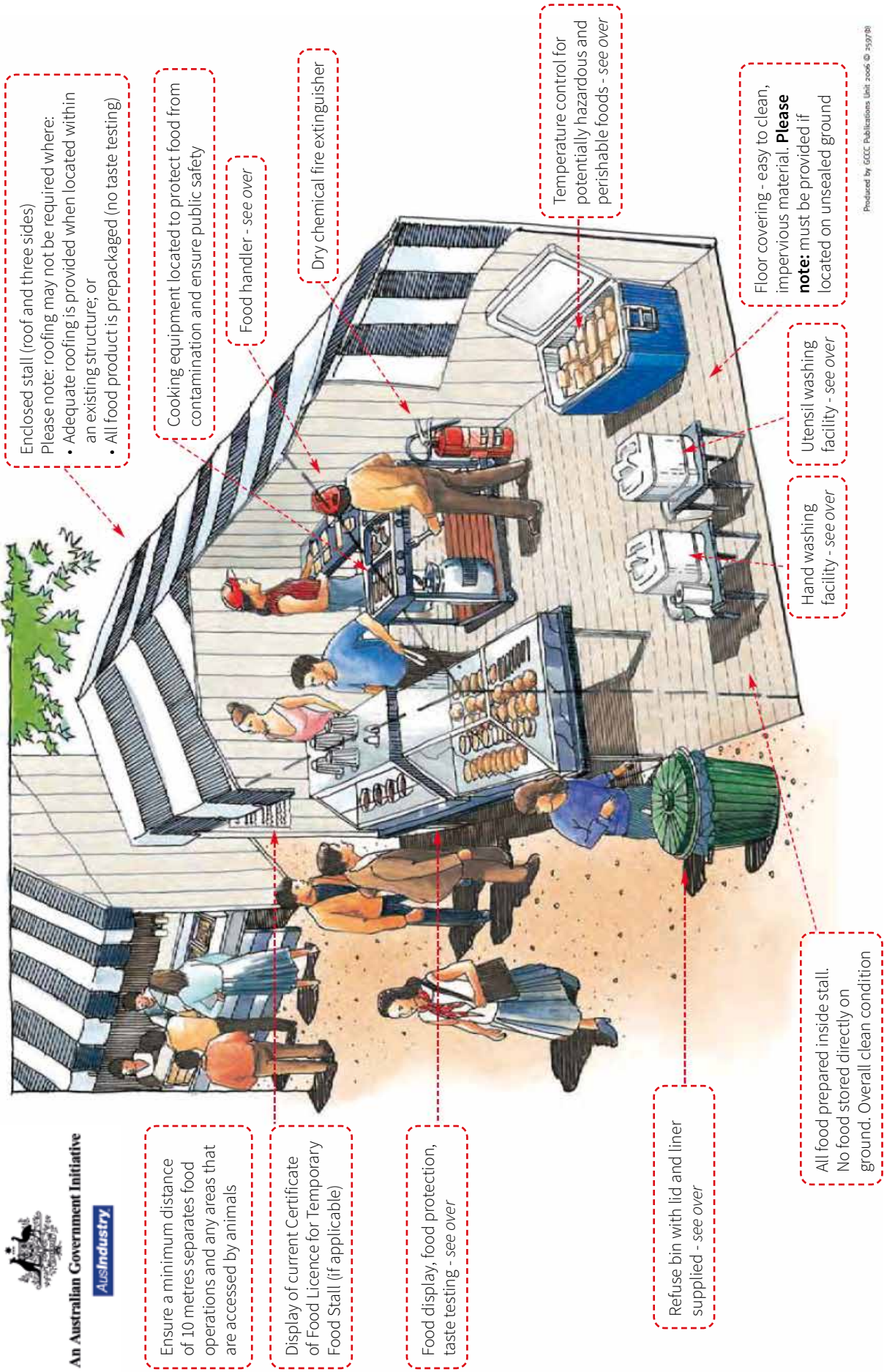
All temporary food premises must have relevant records from their food safety program or their minimum records on-site and completed at times of operation.



The total time includes all the time the food has been at room temperature, for example during delivery, display, preparation and transportation.

Adapted and reproduced with the kind permission of SA Health.

11. ARTIST IMPRESSION – MINIMUM STANDARDS FOR THE OPERATION OF A TEMPORARY FOOD STALL



An Australian Government Initiative
AusIndustry

Ensure a minimum distance of 10 metres separates food operations and any areas that are accessed by animals

Display of current Certificate of Food Licence for Temporary Food Stall (if applicable)

Food display, food protection, taste testing - see over

Refuse bin with lid and liner supplied - see over

All food prepared inside stall. No food stored directly on ground. Overall clean condition

Enclosed stall (roof and three sides)
 Please note: roofing may not be required where:
 • Adequate roofing is provided when located within an existing structure; or
 • All food product is prepackaged (no taste testing)

Cooking equipment located to protect food from contamination and ensure public safety

Food handler - see over

Dry chemical fire extinguisher

Temperature control for potentially hazardous and perishable foods - see over

Floor covering - easy to clean, impervious material. **Please note:** must be provided if located on unsealed ground

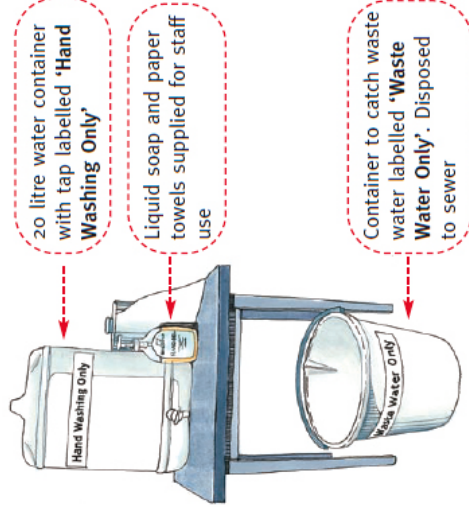
Utensil washing facility - see over

Hand washing facility - see over

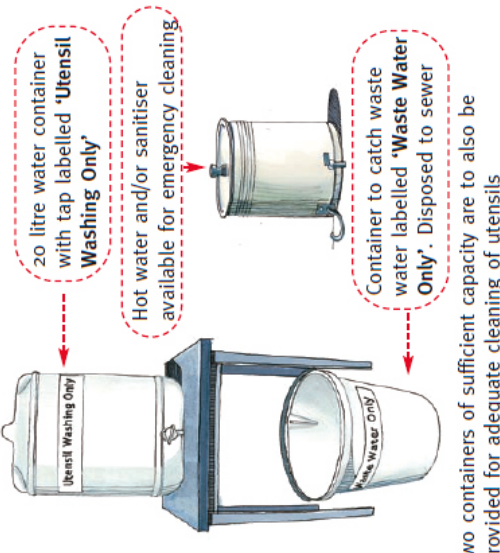
Produced by CCCC Publications Unit 2006 © 2007/8

11. ARTIST IMPRESSION – OPERATION OF A TEMPORARY FOOD STALL

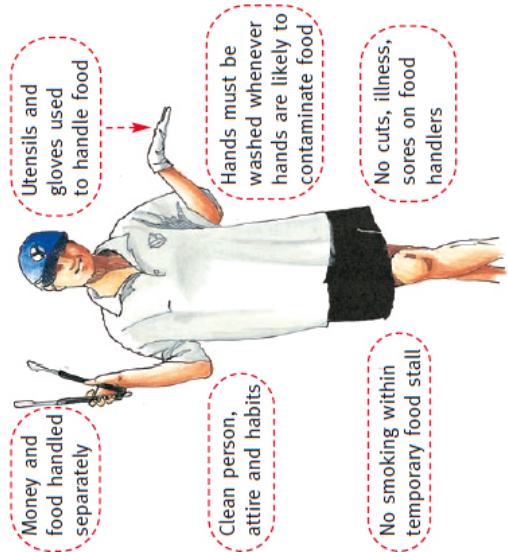
Minimum hand washing facilities



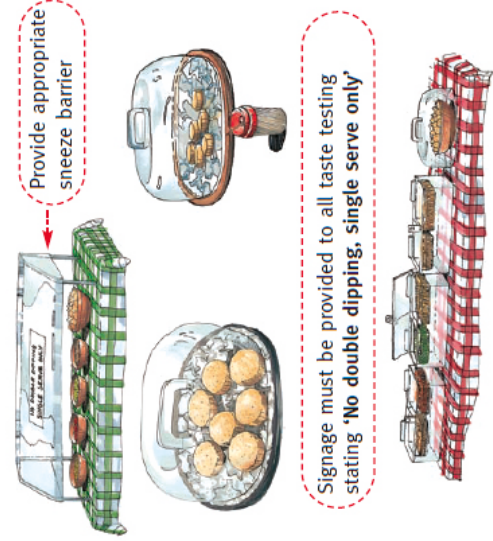
Minimum utensil washing facilities



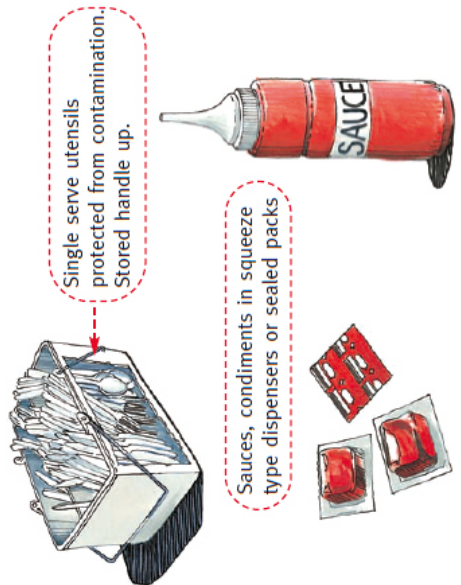
Food handlers



Food display, food protection, taste testing



Sauces, condiments and single serve utensils



Temperature control of potentially hazardous food



For further information on this topic, please contact your council



13. FOOD HANDLER HEALTH AND HYGIENE

Food handlers must take all practicable measures to ensure their body, anything from their body and anything they are wearing does not contaminate food or surfaces likely to come into contact with food.

Food handlers:

- Must take all practicable measures to prevent unnecessary contact with ready-to-eat food
- Hair should be tied back and clips and pins kept to a minimum to prevent potential contamination of food
- Nails should be kept short and clean, avoid artificial and painted nails
- Minimal to no jewellery on hands and wrists (e.g. wedding bands only)
- Open wounds must be covered with a coloured waterproof dressing. If the wound is on the hand, disposable gloves must be worn
- Ensure outer clothing is of a level of cleanliness that is appropriate for handling food

Food handlers must not:

- Eat over unprotected food or surfaces likely to come into contact with food
- Sneeze, blow or cough over unprotected food or surfaces likely to come into contact with food
- Spit, smoke or use tobacco or similar preparations in areas in which food is handled
- Handle food if they are suffering from any infectious disease, gastroenteritis or any respiratory infections such as a cold or the flu. Exclusion times must be undertaken where appropriate (generally 48 hours after symptoms have ceased)

Hand washing

Wash hands before:

- Starting activities in the food preparation area
- Handling food (including food preparation and sale of food)
- Wearing disposable gloves. Wearing disposable gloves does not prevent cross contamination and should not be interpreted as a substitute for hand washing

Wash hands after:

- Handling raw food and cooked foods
- Using toilet facilities
- Scratching or touching body parts such as hair, nose, fingers and finger nails, pimples or sores, and any other body part
- Eating or drinking
- Handling money
- Smoking
- Coughing, sneezing or using handkerchiefs or tissues
- Handling or disposing of rubbish and/or kitchen waste
- Handling cleaning cloths or any cleaning equipment
- Handling animals or animal products
- Handling any food that may potentially contaminate another food



14. CLEANING AND SANITISING

Cleaning:

The process of removing visible contamination (such as soil, dirt, dust and organic matter) from surfaces, fixtures, utensils and equipment using detergent and hot water, followed by rinsing in hot water. Rinsing is an important part of the cleaning process. You need to clean effectively before sanitising or disinfecting.

Sanitising:

The process that reduces micro-organisms (food poisoning bacteria) to safe levels through the use of heat and/or chemicals. To be an effective sanitiser, the product should eliminate 99.9 percent of bacteria when compared to an untreated surface. Sanitising can be done through the use of both heat and water or by chemicals.

Food businesses must make sure that any sanitiser used is 'food-grade' - safe for food contact surfaces.

The table below lists examples of common sanitisers.

How often should I sanitise?

It is recommended that all food contact surfaces and equipment are cleansed and sanitised after every use and/or at least every 4 hours.

Vinegar and methylated spirits must not be used as sanitisers. Vinegar is a weak acid and is not an effective sanitiser. Methylated spirits should not be used as a sanitiser as it can leave chemical residues on surfaces.

Sanitiser	Use/dilution	Air dry	Comment
Chemical sanitisers			
70% alcohol solutions	700ml in 300ml of water	Yes	Good for equipment sanitation – air dries rapidly. Caution: flammable
Quaternary ammonium compounds (QUAT)	Use as per manufacturer's instructions	Air dry as per manufacturer's instructions	Good for equipment sanitation – is non corrosive
Heat/water sanitiser			
Hot water	Water must reach 77°C for at least 30 seconds	Yes	Commercial dishwasher is recommended

Please note: This table is to be used as a guide only. For questions about specific products, please contact your supplier or manufacturer of the chemical.

15. TEMPORARY FOOD PREMISES SET UP CHECKLIST

Please refer to the 'Artist impression – set up of a temporary food stall' for further guidance on the requirements for a temporary food premises.

Structure

Roof	Must have roof over temporary food premises. However a roof may not be required where: adequate roofing is provided when located within an existing structure, all food product is pre-packaged (no taste testing)
Walls	Must have three sides to the enclosed stall or have the ability to do so if required
Floor	Must have the ability to provide a smooth, impervious floor covering that can be readily cleaned if located on unsealed ground.

Safety

Gas	Energy Safe Victoria (ESV) require caterers using Liquefied Petroleum Gas (LP Gas) at a public event to complete a gas safety checklist before the event starts. The checklist is available from the ESV website http://www.esv.vic.gov.au/wp-content/uploads/2016/10/Code-of-Practice-LPG-at-Public-events-20150401.pdf
Fire	If there is a fire source used for cooking, as a minimum there must be a fire extinguisher and fire blanket. A different extinguisher is required for deep frying. Contact your local council's building department or your local CFA for further clarification.
Fire Danger Period	Permits Businesses or individuals who need to use fire to conduct their temporary food business during the Fire Danger Period may require a permit. Contact must be made with the Country Fire Authority to discuss permit requirements. Note that permits issued for the Fire Danger Period are not valid on days of Total Fire Ban. A separate Total Fire Ban permit must be obtained. Unsure if you need a permit? Contact your local CFA District Office or CFA headquarters on (03) 9262 8444.

Hygiene

Hand washing	Must be separate to equipment facilities
	Adequate supply of warm potable running water
	Must be provided with liquid soap and paper towel
	Container to catch wastewater
	Bin for paper towel
Washing up facilities	Adequate supply of hot potable water
	Two containers of adequate size to clean and sanitise equipment
	Detergent and appropriate cloth/ sponge
	Food-grade sanitiser
Waste	Covered bin must be provided within the temporary food stall
	Oil/fat disposal storage
	All wastewater is collected and disposed of correctly

Food

Preparation/ service areas	Benches or tables should have surfaces that are smooth and easy to keep clean free from cracks or crevices
Transportation, storage and display	Potentially hazardous food must be kept under temperature control (eg. eskies or mobile coolrooms to keep cold food $\leq 5^{\circ}\text{C}$ and units to keep hot food $\geq 60^{\circ}\text{C}$)
	Food must be protected from contamination: sealed containers or wrapped packages, and display cabinet appropriate sneeze barriers
	Signage should be provided to all taste testing stating "No double dipping, single serve only"
Thermometer	Digital probe thermometer with an accuracy of $\pm 1^{\circ}\text{C}$ must be on site for completion of temperature records
Records	Appropriate food safety program/ minimum records onsite

FURTHER INFORMATION

For further information, please contact your local council's Environmental Health Department



City of Greater Bendigo

Safe and Healthy Environments
15 Hopetoun Street
PO Box 733, Bendigo VIC 3552
P: 03 5434 6000
E: health@bendigo.vic.gov.au



Buloke Shire Council

Public Health
PO Box 1, Wycheproof VIC 3527
P: 1300 520 520
E: buloke@buloke.vic.gov.au



Shire of Campaspe

Environmental Health
Cnr Hare and Heygarth Streets
PO Box 35, Echuca VIC 3564
P: 03 5481 2200
F: 03 5481 2290
E: environmental.health@campaspe.vic.gov.au



Gannawarra Shire Council

Environmental Health
PO Box 287, Kerang VIC 3579
P: 03 5450 9333
E: council@gannawarra.vic.gov.au



Loddon Shire Council

Public Health Office
41 High Street
PO Box 21, Wedderburn VIC 3518
P: 03 5494 1200
F: 03 5494 3003
E: health@loddon.vic.gov.au



Mildura Rural City Council

Mildura Rural City Council

Environmental Health Services
108-116 Madden Avenue, Mildura VIC 3500
P: 03 5018 8216
F: 03 5021 1899
E: health@mildura.vic.gov.au



Mount Alexander Shire Council

Environmental Health Unit
Civic Centre
Cnr Lyttleton and Lloyd Streets
PO Box 185, Castlemaine VIC 3450
P: 03 5471 1700
E: environmentalhealth@mountalexander.vic.gov.au



Swan Hill Rural City Council

Environmental Health
45 Splatt Street
PO Box 488, Swan Hill VIC 3585
P: 03 5036 2591
F: 03 5033 1077
E: health@swanhill.vic.gov.au

The Loddon Mallee regional group of Councils would like to acknowledge and thank the Barwon South Western regional group of Councils for the use of their publication.

June 2018